

COVID-19 Scorecard

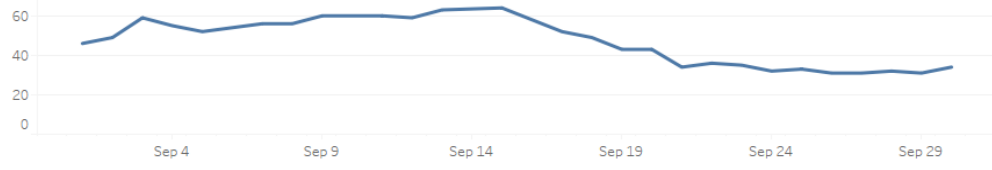
9/30/2021



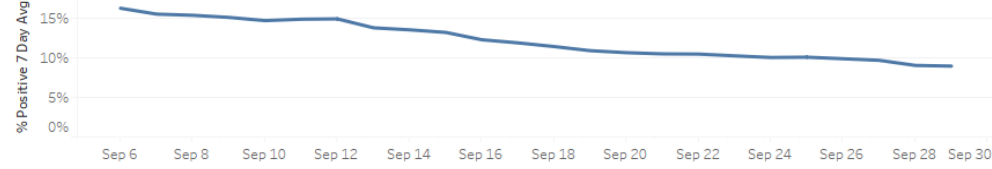
Stormont Vail Health

(785) 354-6000 | stormontvail.org/covid19

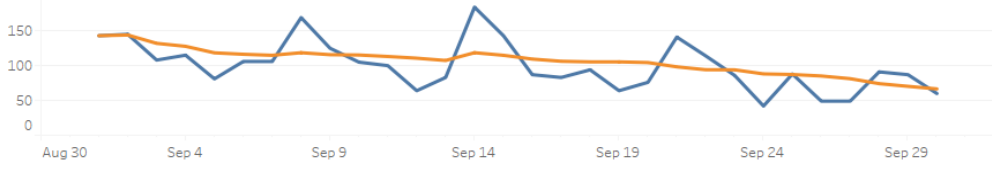
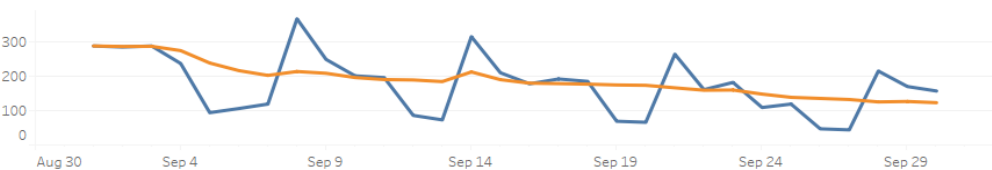
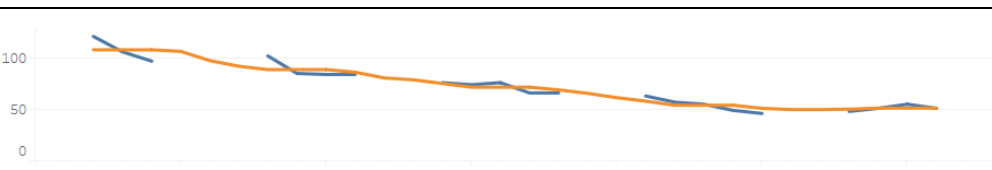
COVID-19 Hospital Volumes

COVID-19 Inpatient Volume Past 30 days				
Current Hospitalized COVID-19 Patients	34		Percent of Hospitalized Patients Unvaccinated	82%
Previous Day	Discharges	6	Total ¹ Hospitalized	2553
	Deaths	0	Total Recovered	2255
			Total Deaths	264

COVID-19 Testing & Vaccination

COVID-19 Test Positivity Past 30 days			
Total Vaccinations to Date ³	89581		
7 Day Positivity ²	8.9%	Percent of Positive Cases Unvaccinated	79%

Cotton O'Neil Clinic Volumes

Drive Up Testing Past 30 days			
"Call Before you Go" Hotline Volume Past 30 days			
Active Enhanced Primary Care Patients Past 30 days			
Current Drive Up Testing	60	Total Enhanced Primary Care	1724
Current Call Before You Go	157		
Current Enhanced Primary Care	51		

Team Member Health

Current Active Cases	Provider	2
	Employee	33

1 - This metric is pandemic cumulative since March 2020

2 - This metric accounts for the previous 7 days. For example, the 7 day average considered for 9/5/2020 would be 8/29/2020-9/4/2020.

3 - This metric is cumulative for 1st and 2nd doses.

4 - Vaccinated includes all fully vaccinated individuals > 14 days since last dose