

COVID-19 Scorecard


10/22/2021




Stormont Vail Health

(785) 354-6000 | stormontvail.org/covid19

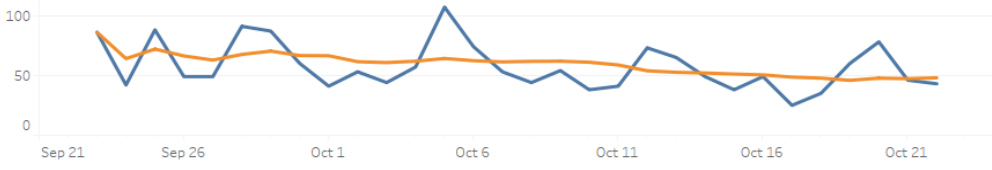
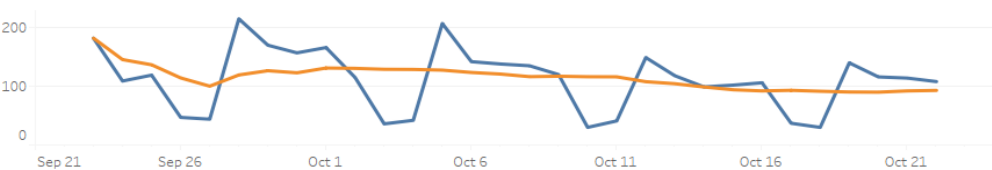
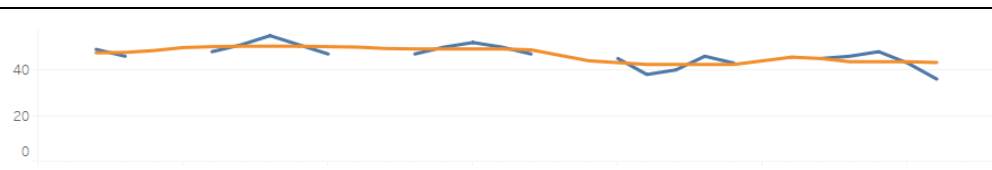
COVID-19 Hospital Volumes

COVID-19 Inpatient Volume Past 30 days				
Current Hospitalized COVID-19 Patients	11		Percent of Admissions Unvaccinated Past 30 Days	78%
Previous Day	Discharges	5	Total ¹ Hospitalized	2657
	Deaths	2	Total Recovered	2366
			Total Deaths	280

COVID-19 Testing & Vaccination

COVID-19 Test Positivity Past 30 days	 <table border="1"><caption>COVID-19 Test Positivity (7 Day Average)</caption><thead><tr><th>Date</th><th>% Positive 7 Day Avg</th></tr></thead><tbody><tr><td>Sep 28</td><td>8.8%</td></tr><tr><td>Sep 30</td><td>9.5%</td></tr><tr><td>Oct 2</td><td>9.0%</td></tr><tr><td>Oct 4</td><td>9.2%</td></tr><tr><td>Oct 6</td><td>8.5%</td></tr><tr><td>Oct 8</td><td>8.8%</td></tr><tr><td>Oct 10</td><td>8.2%</td></tr><tr><td>Oct 12</td><td>8.5%</td></tr><tr><td>Oct 14</td><td>8.0%</td></tr><tr><td>Oct 16</td><td>8.8%</td></tr><tr><td>Oct 18</td><td>8.5%</td></tr><tr><td>Oct 20</td><td>10.0%</td></tr><tr><td>Oct 22</td><td>9.5%</td></tr></tbody></table>			Date	% Positive 7 Day Avg	Sep 28	8.8%	Sep 30	9.5%	Oct 2	9.0%	Oct 4	9.2%	Oct 6	8.5%	Oct 8	8.8%	Oct 10	8.2%	Oct 12	8.5%	Oct 14	8.0%	Oct 16	8.8%	Oct 18	8.5%	Oct 20	10.0%	Oct 22	9.5%
Date	% Positive 7 Day Avg																														
Sep 28	8.8%																														
Sep 30	9.5%																														
Oct 2	9.0%																														
Oct 4	9.2%																														
Oct 6	8.5%																														
Oct 8	8.8%																														
Oct 10	8.2%																														
Oct 12	8.5%																														
Oct 14	8.0%																														
Oct 16	8.8%																														
Oct 18	8.5%																														
Oct 20	10.0%																														
Oct 22	9.5%																														
Total Vaccinations to Date ³	92887																														
7 Day Positivity ²	9.2%	Percent of Positive Cases Unvaccinated	66%																												

Cotton O'Neil Clinic Volumes

Drive Up Testing Past 30 days			
"Call Before you Go" Hotline Volume Past 30 days			
Active Enhanced Primary Care Patients Past 30 days			
Current Drive Up Testing	43	Total Enhanced Primary Care	1843
Current Call Before You Go	108		
Current Enhanced Primary Care	36		

Team Member Health

Current Active Cases	Provider	0
	Employee	22

1 - This metric is pandemic cumulative since March 2020

2 - This metric accounts for the previous 7 days. For example, the 7 day average considered for 9/5/2020 would be 8/29/2020-9/4/2020.

3 - This metric is cumulative for all given doses.

4 - Vaccinated includes all fully vaccinated individuals > 14 days since last dose