

COVID-19 Scorecard


11/2/2021



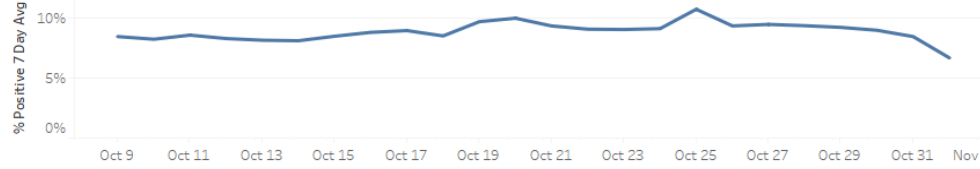
Stormont Vail Health

(785) 354-6000 | stormontvail.org/covid19

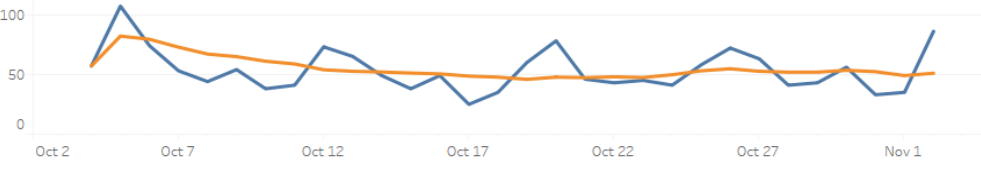
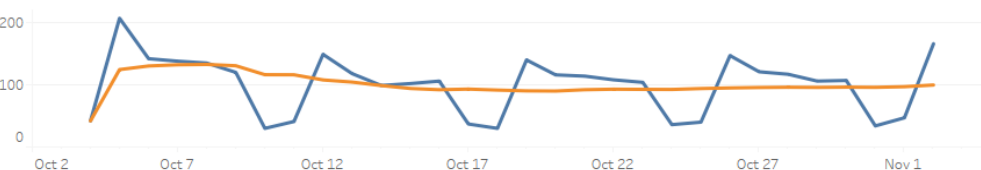
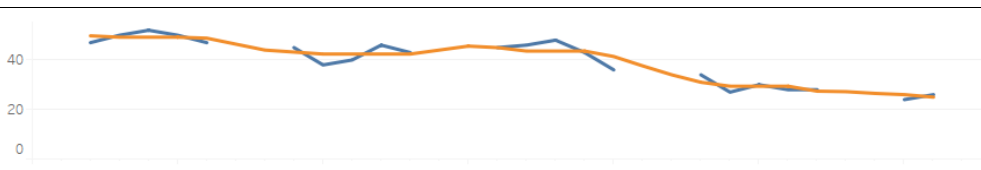
COVID-19 Hospital Volumes

COVID-19 Inpatient Volume Past 30 days				
Current Hospitalized COVID-19 Patients	24		Percent of Admissions Unvaccinated Past 30 Days	80%
Previous Day	Discharges	0	Total ¹ Hospitalized	2700
	Deaths	3	Total Recovered	2391
			Total Deaths	285

COVID-19 Testing & Vaccination

COVID-19 Test Positivity Past 30 days			
Total Vaccinations to Date ³	93884		
7 Day Positivity ²	6.7%		Percent of Positive Cases Unvaccinated
			61%

Cotton O'Neil Clinic Volumes

Drive Up Testing Past 30 days			
"Call Before you Go" Hotline Volume Past 30 days			
Active Enhanced Primary Care Patients Past 30 days			
Current Drive Up Testing	86	Total Enhanced Primary Care	1883
Current Call Before You Go	166		
Current Enhanced Primary Care	26		

Team Member Health

Current Active Cases	Provider	0
	Employee	15

1 - This metric is pandemic cumulative since March 2020

2 - This metric accounts for the previous 7 days. For example, the 7 day average considered for 9/5/2020 would be 8/29/2020-9/4/2020.

3 - This metric is cumulative for all given doses.

4 - Vaccinated includes all fully vaccinated individuals > 14 days since last dose